

FIXED INDEX ANNUITY

Core Income 7[®] Annuity and Core Income Benefit rider

A foundation for lifetime income



CB95374 (R-5/2024)

• Not FDIC insured • May lose value • No bank or credit union guarantee • Not a deposit • Not insured by any federal government agency or NCUA/NCUSIF

Contents

**SOLUTIONS FOR
RETIREMENT REALITIES** **PAGE 1**

**A FIXED INDEX ANNUITY
AS PART OF YOUR OVERALL
RETIREMENT STRATEGY** **PAGE 2**

**LIFETIME INCOME WITH
OPPORTUNITIES FOR
INCREASES** **PAGE 4**

**INCOME NOW OR INCOME
LATER: A CORE INCOME 7[®]
HYPOTHETICAL CASE STUDY** **PAGE 5**

YOUR ALLOCATION OPTIONS **PAGE 6**

ADDITIONAL INDEX FEATURES **PAGE 8**

OTHER VALUABLE BENEFITS **PAGE 10**

**IS CORE INCOME 7[®] RIGHT
FOR YOU?** **PAGE 12**

ABOUT ALLIANZ **BACK COVER**

Solutions for retirement realities

Planning for income in retirement. It's no longer enough to simply save as much as you can for retirement. To help sustain the retirement lifestyle you want, you also need an income strategy, one designed to help with the income risks you'll face in retirement:

93%
of consumers said having a financial product that offers guaranteed income would be helpful to ensure they can support all they want to do in life.³

A longer life expectancy

We're living longer, healthier lives than past generations. Today, men have a life expectancy of 74 years, while the life expectancy of women has reached 80 years.¹ That means retirements could potentially last 25 or 30 years – or even longer.

That's why it's important to make sure that you'll have at least some **income you can't outlive**.

Years of inflation

During your working years, inflation may be less of an issue, since you may be getting periodic cost-of-living increases in your salary. But if you have a fixed income during your retirement, you won't be keeping pace with rising prices, which historically have risen at around 3% per year.²

That's why you may need a strategy that gives you an **opportunity for increasing income**.

The effects of market volatility

When you're saving for retirement – and you're still several years from retirement – volatility may not be a big factor, because you still have time to recover from losses. But when you start taking income in retirement, volatility can have a big impact on how long your retirement savings last.

That's why it's important to **protect a portion of your income from market losses**.

→ **CORE INCOME 7® AND THE CORE INCOME BENEFIT RIDER can help address these retirement risks – and more – by providing income certainty with the potential for increases.**

¹ The 2022 annual report of the board of trustees of the federal old-age and survivors insurance and federal disability insurance trust funds, p. 100.

² U.S. Bureau of Labor Statistics, Consumer Price Index for All Urban Consumers (CPI-U), Average price data 1922-2022.

³ Allianz 2023 Annual Retirement Study, an online survey conducted in February/March 2023 with a nationally representative sample of 1,000 individuals age 25+ with an annual household income of \$50k+/\$75k+ (single/married) OR investable assets of \$150k+.

Guarantees are backed by the financial strength and claims-paying ability of Allianz Life Insurance Company of North America.

This content is general information for educational purposes, and is not intended to constitute fiduciary advice. Please consult your financial professional for a specific recommendation about purchasing this product.

A fixed index annuity as part of your overall retirement strategy

A fixed index annuity, like Core Income 7® Annuity, is a contract between you and an insurance company that may help you reach your long-term financial goals. In return for your premium payment, Allianz gives you benefits and guarantees, including:

TAX DEFERRAL¹

When compounded over time, this may increase the amount of income an annuity generates for retirement.

INDEXED INTEREST POTENTIAL

Fixed index annuities provide an opportunity to accumulate potential interest based on positive changes in one or more external market indexes. In addition, crediting methods are used to help determine the amount of interest that gets credited to your contract.

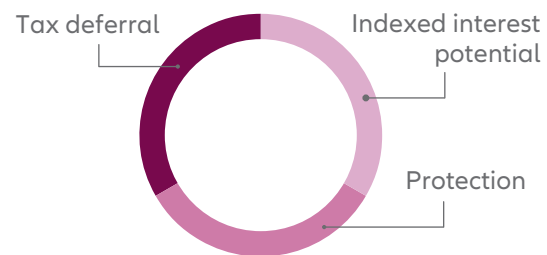
The indexes available within the contract are constructed to keep track of diverse segments of the U.S. or international markets, or specific market sectors. These indexes are benchmarks only. Indexes can have different constituents and weighting methodologies. Some indexes have multiple versions that can weight components or may track the impact of dividends differently. Although an index may affect your interest credited, you cannot buy, directly participate in, or receive dividend payments from any of them through the contract.

PROTECTION

Fixed index annuities offer a level of protection you may find reassuring:

- Your principal and credited interest are protected from market losses,
- Your income is guaranteed for life, and
- You'll leave a death benefit legacy for your loved ones.

The three benefits of a fixed index annuity in a retirement strategy



¹ Distributions from your annuity may be subject to surrender charges and market value adjustments (MVAs). Distributions are also subject to ordinary income tax and, if taken before age 59½, a 10% federal additional tax may apply.

Please note that Allianz Life Insurance Company of North America (Allianz), its affiliated companies, and their representatives and employees do not give legal or tax advice. You are encouraged to consult your tax advisor or attorney.

Guarantees are backed by the financial strength and claims-paying ability of Allianz Life Insurance Company of North America.



Discover Core Income 7[®] Annuity

The Core Income 7[®] Annuity with the Core Income Benefit rider¹ helps address both halves of the retirement equation: accumulating retirement savings and receiving guaranteed lifetime income. It offers:

- **Potential** for indexed interest based on changes in an external market index,
- **Protection** of your principal and credited interest from market losses,
- **Increasing** income withdrawal percentages with every year you hold your contract before starting income withdrawals,² and
- **Choices** for receiving lifetime income withdrawals – including predictable income or income that can increase each year.

¹The first contract year's annual charge for the Core Income Benefit rider is 1.25% of the contract's accumulation value. After the first contract year, the annual Benefit rider charge can change, but it will never be greater than the maximum Benefit rider charge of 1.25%. With the purchase of any additional-cost riders, the contract's values will be reduced by the cost of the rider. This may result in a loss of principal and interest in any year in which the contract does not earn interest or earns interest in an amount less than the rider charge.

²Begins at age 45 and continues until lifetime withdrawals begin. If joint lifetime withdrawals are chosen, the age of the younger person will be used.

Lifetime income with opportunities for increases

Core Income 7® and the Core Income Benefit rider can help you reduce uncertainty in the years ahead.

If you're still saving for retirement and not ready to start lifetime income, Core Income 7® provides **increasing income withdrawal percentages** every year you wait, beginning at age 45. The higher your withdrawal percentage, the higher your income will be.

And when you're ready to start receiving income, you can **choose from two lifetime income withdrawal options** to suit your income needs:

- **Level Income:** Predictable, dependable income for life. This may be a good choice if you want the reassurance of knowing exactly how much income you'll receive every month and if you want a guaranteed stream of income that you can't outlive.
- **Increasing Income:** Income for life – plus an opportunity for payment increases. This offers a smaller payment up front, but it has the potential to increase each year by the interest rate credited to your chosen allocation options in your contract.

Your financial professional can help you choose which withdrawal option **suits your retirement goals.**

Age at issue	Level Income		Increasing Income		Annual payout percentage increase
	Single	Joint	Single	Joint	
50 or less	5.80%	5.30%	4.70%	4.20%	0.45%
51	5.90%	5.40%	4.80%	4.30%	0.45%
52	6.00%	5.50%	4.90%	4.40%	0.45%
53	6.10%	5.60%	5.00%	4.50%	0.45%
54	6.20%	5.70%	5.10%	4.60%	0.45%
55	6.30%	5.80%	5.20%	4.70%	0.50%
56	6.40%	5.90%	5.30%	4.80%	0.50%
57	6.50%	6.00%	5.40%	4.90%	0.50%
58	6.60%	6.10%	5.50%	5.00%	0.50%
59	6.70%	6.20%	5.60%	5.10%	0.50%
60	6.80%	6.30%	5.70%	5.20%	0.55%
61	6.90%	6.40%	5.80%	5.30%	0.55%
62	7.00%	6.50%	5.90%	5.40%	0.55%
63	7.10%	6.60%	6.00%	5.50%	0.55%
64	7.20%	6.70%	6.10%	5.60%	0.55%
65	7.30%	6.80%	6.20%	5.70%	0.60%
66	7.40%	6.90%	6.30%	5.80%	0.60%
67	7.50%	7.00%	6.40%	5.90%	0.60%
68	7.60%	7.10%	6.50%	6.00%	0.60%
69	7.70%	7.20%	6.60%	6.10%	0.60%
70	7.80%	7.30%	6.70%	6.20%	0.65%
71	7.90%	7.40%	6.80%	6.30%	0.65%
72	8.00%	7.50%	6.90%	6.40%	0.65%
73	8.10%	7.60%	7.00%	6.50%	0.65%
74	8.20%	7.70%	7.10%	6.60%	0.65%
75	8.30%	7.80%	7.20%	6.70%	0.70%
76	8.40%	7.90%	7.30%	6.80%	0.70%
77	8.50%	8.00%	7.40%	6.90%	0.70%
78	8.60%	8.10%	7.50%	7.00%	0.70%
79	8.70%	8.20%	7.60%	7.10%	0.70%
80	8.80%	8.30%	7.70%	7.20%	0.75%

This chart compares both options available through the **Core Income Benefit rider**. It shows the lifetime withdrawal base percentages and the annual increases to a contract's lifetime withdrawal percentage, based on the payment option and on the age at which the contract was purchased.

Lifetime income withdrawals can begin on your next contract anniversary between age 50 and 100. If joint lifetime withdrawals are chosen, the age of the younger person will be used.

Income now or income later: a Core Income 7[®] hypothetical case study

Sarah, a 60-year-old, is planning to retire soon. Working with her financial professional, Sarah has created a strategy that's appropriate for her financial objectives:

- Protect her retirement savings from market losses;
- Supplement her guaranteed sources of income (e.g., annual Social Security) to help cover her expenses throughout retirement; and
- Create potential to increase her retirement income.

As part of her strategy, Sarah purchases a Core Income 7[®] Annuity with the Core Income Benefit rider. Because she is looking for the reassurance of predictable and dependable income for life, Sarah prefers the single payment Level Income option.

Though she is not sure when she wants to start receiving income, she likes that the withdrawal percentages increase by **0.55%** every year that she waits.

Sarah's financial professional reminds her that with this approach, there is a surrender charge and market value adjustment (MVA) if the contract is surrendered in the first seven years. Surrendering may result in the loss of all or part of any interest earned and a partial loss of principal.

Below are the guaranteed withdrawal percentages available to Sarah based on when she starts taking lifetime withdrawals (at either age 60, 65, or 70). (Please note: If the Increasing Income option were chosen, the withdrawal percentages would be lower.)

Income now (age 60)	5-year wait (age 65)	10-year wait (age 70)
6.80% withdrawal percentage	9.55% ¹ withdrawal percentage	12.30% ² withdrawal percentage

This hypothetical chart is provided to show how this benefit affects income withdrawal payments. It does not predict or project the actual results of a specific client.

¹ 6.80% (withdrawal percentage at age 60) + 2.75% (0.55% x 5 years) = 9.55%

² 6.80% (withdrawal percentage at age 60) + 5.50% (0.55% x 10 years) = 12.30%

Your allocation options

With Core Income 7®, you can earn fixed interest – or choose to base potential indexed interest on changes in several external market indexes.

Fixed interest allocation

Core Income 7® Annuity lets you earn interest at a fixed rate, if you wish. Allianz calculates and credits fixed interest daily, based on the rate we establish at the beginning of each contract year.

Indexed interest allocations

You can also choose to earn potential interest based on changes in your choice of several external market indexes:¹

- Benchmark indexes
 - S&P 500® Index
 - Russell 2000® Index
 - Nasdaq-100® Index
- Exclusive benchmark indexes
 - Bloomberg US Dynamic Balance Index II
 - Bloomberg US Dynamic Balance II ER Index

Crediting methods

We use crediting methods to track the performance of your index(es). Core Income 7® offers two crediting methods:

- Annual point-to-point
- 2-year point-to-point

These crediting methods use the index value from only two points in time. So they may be a good choice if you want to minimize the effects of market volatility between these points in time.

How these crediting methods work:

- On your applicable contract anniversary, the index value from the beginning of the crediting period is compared to the index value from the end of the crediting period.
- The percentage of change in the index is calculated.

- If the ending index value is higher than the beginning index value, a cap, spread, or participation rate (see the “components” section for more details) is applied to determine the amount of indexed interest your contract will receive.
- If the value is lower, your contract won’t receive indexed interest.

Components

Crediting methods have certain components that can affect how much indexed interest you receive:

- **Cap** is the maximum interest rate the annuity can earn in a crediting period.
- **Spread** is an amount subtracted from an index’s gain during a crediting period.
- **Participation rate** determines what percentage of the index increase will be used to calculate your indexed interest.

Keep in mind that the rates associated with these components are declared at issue and are guaranteed for the length of the crediting period. At the end of the crediting period, they may change for the subsequent crediting period (for example, caps may be raised or lowered). Ask your financial professional for current and minimum rates.

Flexibility

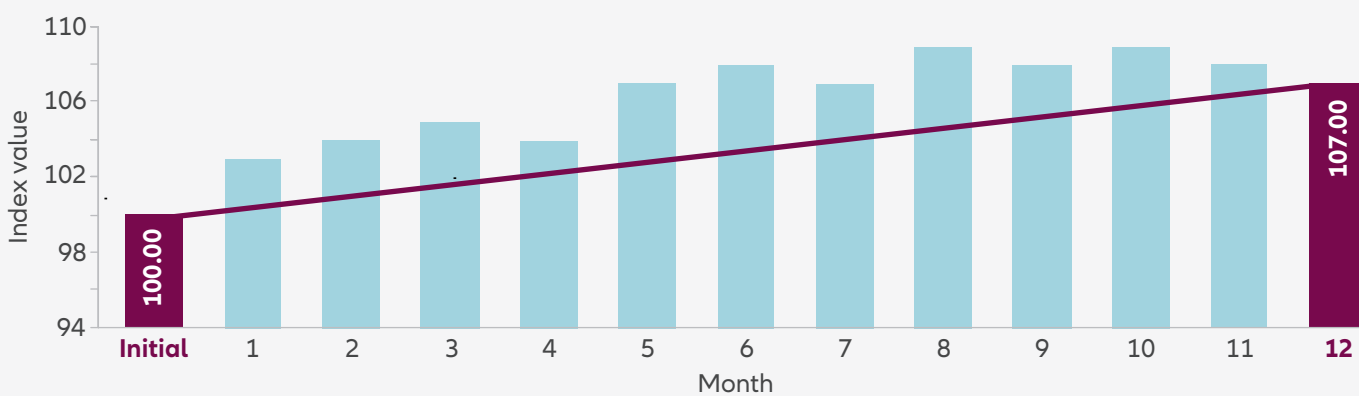
Core Income 7® Annuity lets you choose from one or more allocations. In addition, you can change your allocation options. Allocation changes must be received within 21 days after the contract anniversary to be in effect for the next crediting period. Ask your financial professional which allocations are currently available.

¹The indexes available within the contract are constructed to keep track of diverse segments of the U.S. or international markets, or specific market sectors. These indexes are benchmarks only. Indexes can have different constituents and weighting methodologies. Some indexes have multiple versions that can weight components or may track the impact of dividends differently. Although an index may affect your interest credited, you cannot buy, directly participate in, or receive dividend payments from any of them through the contract.

Example of annual point-to-point:

In this hypothetical example, the beginning index value (100) is compared to the ending index value (107), resulting in a change of 7%. The actual amount of indexed interest credited could depend on a cap, spread, or a participation rate.

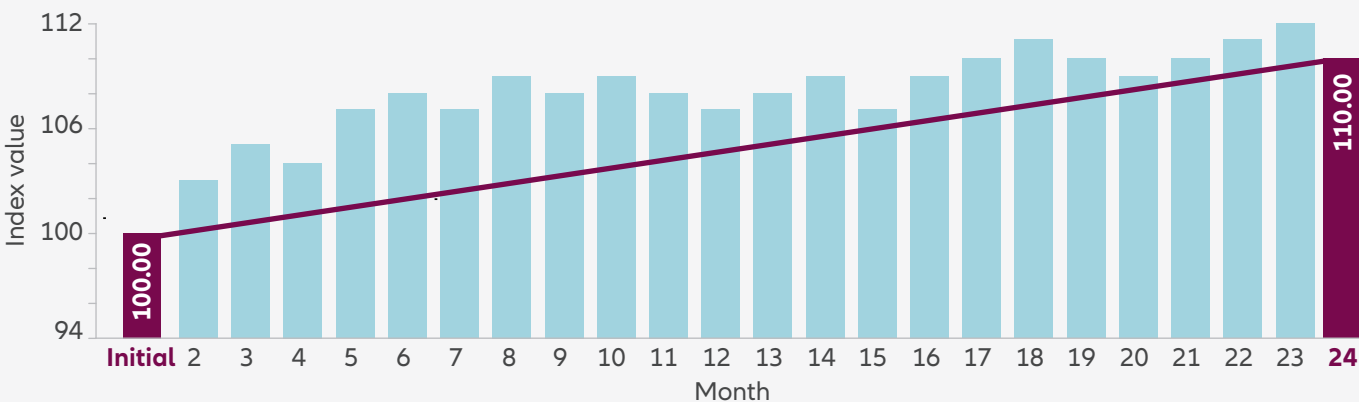
- If the cap were less than 7%, the indexed interest for that year would equal the cap.
- If the spread were 5%, the indexed interest would equal 2% (7% change in index value - 5% spread = 2% indexed interest).
- If the participation rate were 50%, the indexed interest for this contract year would be 3.5% (50% of 7%).
- If the final result is negative, no indexed interest would be credited and your contract value would remain unchanged.



Example of 2-year point-to-point:

In this hypothetical example, the beginning index value (100) is compared to the ending index value (110), resulting in a change of 10%. The actual amount of indexed interest credited could depend on a participation rate.

- If the participation rate were 50%, the indexed interest for this contract year would be 5% (50% of 10%).
- If the final result is negative, no indexed interest would be credited and your contract value would remain unchanged.



These hypothetical charts are provided to show how a crediting method affects contract values. It does not predict or project the actual performance of a specific product or its allocation options.

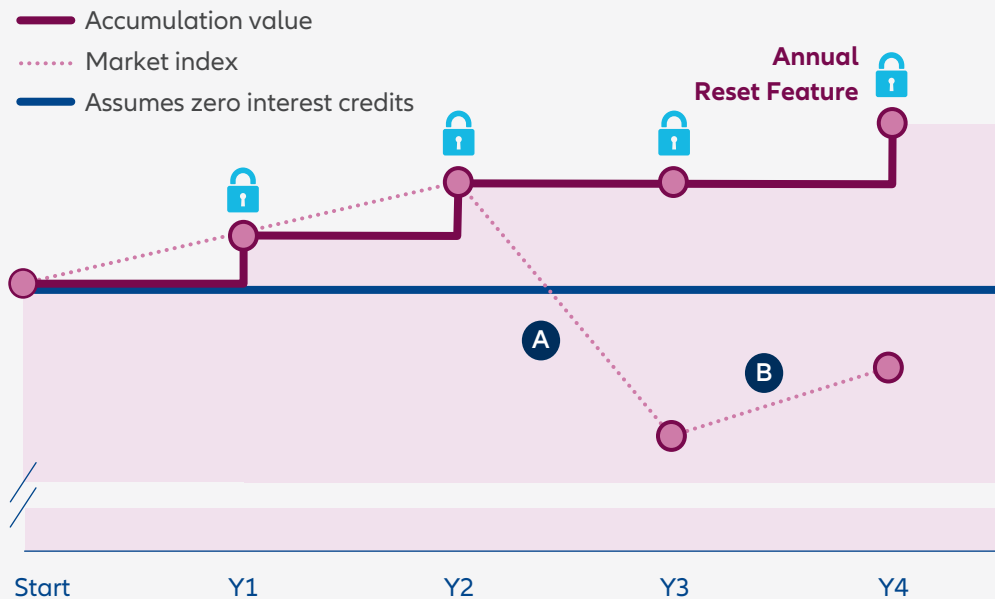
Additional index features

AUTOMATIC ANNUAL RESET AND MULTI-YEAR RESET

Annual reset is a common FIA feature that automatically resets your annuity's index values at the end of each contract year. That means this year's ending value becomes the next year's starting value – locking in any interest your contract earned during the year and ensuring you do not need to make up losses in the index before you can see any additional credits in the future. Annual reset is available on annual point-to-point.

Multi-year reset is an FIA feature that automatically resets your annuity's index values at the end of a longer crediting period, such as 2-year point-to-point. Similar to annual reset, that means the crediting period's ending value becomes the next crediting period's starting value – locking in any interest your contract earned and ensuring you do not need to make up losses in the index value before you can see additional credits in the future.

This chart shows how annual reset works.



- A** The index drops, but your contract value holds steady.
- B** Following a year of negative index performance, the market heads up. The index does not have to make up previous losses before your annuity can earn additional interest. Your accumulation value can increase in any year in which a positive index change takes place (subject to caps, spreads, or participation rates), thanks to annual reset.

This hypothetical example is provided for illustrative purposes only and does not reflect any surrender charges or market value adjustments (MVAs) that may be assessed. With the purchase of any additional-cost riders, the contract's values will be reduced by the cost of the rider. This may result in a loss of principal and interest in any year in which the contract does not earn interest or earns interest in an amount less than the rider charge. If there is no indexed interest, the value would be the money you put into the annuity.

INDEX LOCK

With both annual point-to-point and 2-year point-to-point with a participation rate crediting methods, you have the ability to lock in an index value on any of your individual indexed interest allocation(s) one time at any point during the crediting period. The indexed interest credit will be applied at the end of the crediting period based on the locked index value. If you choose to lock in an index value, the beginning index value for your next crediting period will be the index value at the end of the previous crediting period (not the chosen locked-in index value). The index value used to determine interest credited may be higher or lower than the index value at the time of request. Your locked index value is the index value at the end of the business day on the day the index is locked.

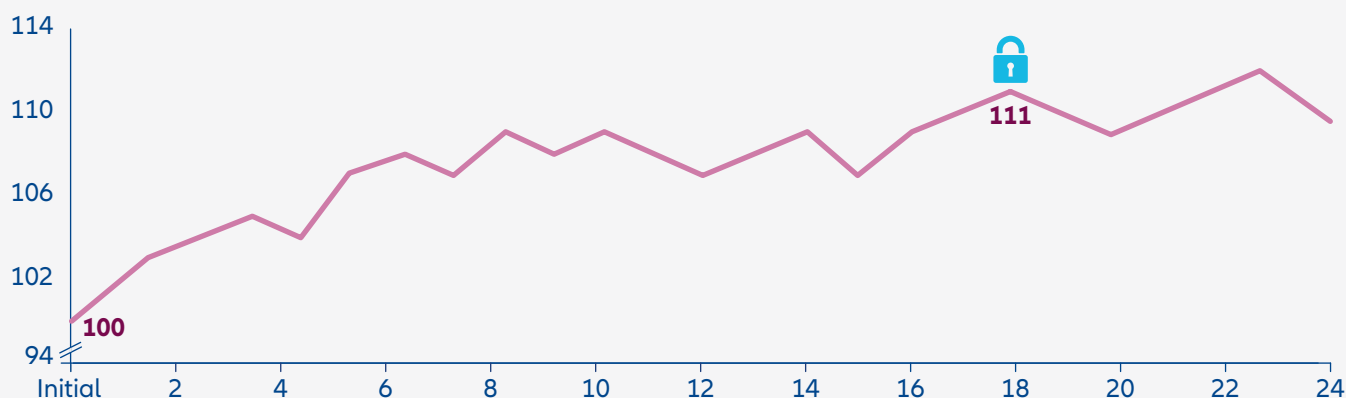
ACTIVATE THE INDEX LOCK AUTOMATICALLY

If you wish, an Index Lock can be activated automatically with our Auto Lock feature. Simply set the index interest rate percentage you wish to target. You can set both upper and lower targets, as long as you set them above (upper) or below (lower) the current index interest rate percentage. If your allocation option's index interest rate percentage reaches your target, Auto Lock will automatically lock in the index value until the end of the crediting period.¹ You also have the option to choose auto renewal. This means the set target will continue from year to year for the length of the contract, unless it is changed or canceled.

You're also free to adjust your target index interest rate percentage – either up or down – as many times as you wish, as long as Auto Lock hasn't been activated during that crediting period and your upper target is greater (or lower target is less than) the current index interest rate percentage. And it's easy to administer: Just log in to your contract online to set or reset Auto Lock.²

Index Lock example:

In this hypothetical example, the index value rose to 111 in month 18, at which time the decision was made to lock in the index value. The beginning index value (100) is compared to the locked index value (111), resulting in a change of 11%. If the participation rate were 80%, the indexed interest for this crediting period would be 8.8% (80% of 11%). By using Index Lock, you are able to lock in the day's ending index value and be assured a positive index credit for the crediting period – no matter what happens during the remaining months.



This hypothetical chart is provided to show how a crediting method affects contract values. It does not predict or project the actual performance of a specific product or its allocation options.

¹ Setting targets authorizes Allianz to automatically activate an Index Lock once the target is reached, based on the index interest rate percentage at the end of the business day. Targets need to be renewed after each crediting period unless auto renewal is active.

² You may activate an Index Lock manually online at any time, as long as an Auto Lock hasn't already been activated. Activating Index Lock manually will cancel any current targets you have set for the current crediting period. If you decide to activate Index Lock manually – or if neither target has been reached at the end of your current crediting period – you will need to set new targets for the next crediting period unless auto renewal is active.

Other valuable benefits

Core Income 7® offers flexibility, access, and protection.

ADDING MORE MONEY TO YOUR ANNUITY

Core Income 7® Annuity is designed to help you accumulate savings for retirement. That's why we give you the flexibility of making additional premium payments during the first contract year or until you begin taking income, whichever comes first.

ACCESSING YOUR MONEY

You may access the accumulation value in your annuity in several ways.

Free withdrawals

After the first contract year and prior to starting lifetime income withdrawals, you can take up to 10% of your contract's paid premium each contract year in one or more withdrawals free of surrender charges, MVAs, and penalties. Withdrawals reduce contract values and the value of any income and death benefits.

Taking a larger withdrawal (partial surrender)

After your first contract year, if you take out more than 10% of your contract's paid premium in a contract year, we'll apply a partial surrender charge and MVA to the amount above 10% (the excess partial withdrawal).

Accessing all of your money

If you want to access all your money in a lump sum, Core Income 7® gives you that option. Anytime after your seventh contract year, you can take your annuity's full accumulation value. Prior to that time, you would receive your cash surrender value – which is equal to the accumulation value minus the full surrender charge, and then adjusted by the MVA, as shown in the charts on the following page.

Required Minimum Distributions (RMDs)

RMDs from your Allianz annuity held within a tax-qualified plan (IRA, SEP, etc.) will qualify as free withdrawals.

Please keep in mind that purchasing an annuity within a retirement plan that provides tax deferral under sections of the Internal Revenue Code results in no additional tax benefit. An annuity should be used to fund a qualified plan based upon the annuity's features other than tax deferral. Please consider all annuity features, risks, limitations, and costs before purchasing an annuity within a tax-qualified retirement plan.

Note: The money you take out may be taxable.

Your contract values can grow tax-deferred. However, any money you take from your contract, including free withdrawals, other partial withdrawals, and required minimum distributions, may be taxable as ordinary income. Because annuities are meant for long-term purposes, if you are under age 59½ when you take a distribution, it may be subject to a 10% federal additional tax.

Cumulative withdrawal amount

Once you begin taking lifetime income payments under the Core Income Benefit rider, you can choose to take less than your maximum withdrawal amount. We keep track of the amount that's "left over." The amount that is left over is called the cumulative withdrawal amount. This feature allows you to take any or all of that remainder any time after you have taken your maximum annual income payment in a contract year.

Annuity income options

You can choose to receive annuity payments based on your choice of several annuity options. If you use a traditional annuitization option, after five contract years, your annuity payments are based on your accumulation value. These annuity options can have certain tax advantages; however, you would no longer receive the benefits of the Core Income Benefit rider, including the increasing withdrawal percentages.

LEAVING A LEGACY

Core Income 7[®] Annuity also has a death benefit for your beneficiaries, and they can choose to receive it either as a lump sum (a single payment) or as annuity payments.

The death benefit will be the greatest of your annuity's accumulation value, guaranteed minimum value, cumulative withdrawal amount, or your premium minus any withdrawals and corresponding surrender charges, adjusted by any MVAs (net premium).

Surrender charge

Start of contract year	Surrender charge %
1	8.50%
2	8.00%
3	7.00%
4	6.00%
5	5.00%
6	4.00%
7	3.00%
8+	0%

Market value adjustment (MVA)

An MVA is a calculation used to adjust your values according to the interest rate environment at the time a withdrawal is taken during the surrender charge period only. The MVA may increase or decrease your contract's cash surrender value. The MVA can never cause the cash surrender value to be less than the guaranteed minimum value or greater than the accumulation value.

In general, if corporate bond yields at the time of the withdrawal are:	Then the cash surrender value will be:
Less than when you added the premium	Higher
Equal to when you added the premium	Unaffected
Greater than when you added the premium	Lower



Is Core Income 7[®] right for you?

If you're concerned about saving enough for retirement – and you want lifetime income withdrawals with an opportunity for payment increases – Core Income 7[®] Annuity with the Core Income Benefit may be right for you.

CORE INCOME 7[®] WITH THE CORE INCOME BENEFIT CAN BE A VALUABLE PART OF YOUR OVERALL RETIREMENT STRATEGY BY:

- offering the potential for indexed interest based on changes in an external market index,
- protecting your principal from market loss while providing the opportunity for tax-deferred growth,
- increasing your income withdrawal percentages with every year you wait after age 45, and
- giving you several income options – including income withdrawals for life with the potential for increasing income.



ASK YOUR FINANCIAL PROFESSIONAL whether Core Income 7[®] may be a good fit for your overall retirement strategy.

The S&P 500® Index is comprised of 500 stocks representing major U.S. industrial sectors. S&P® is a registered trademark of Standard & Poor's Financial Services LLC ("S&P"). This trademark has been licensed for use by S&P Dow Jones Indices LLC and its affiliates. S&P® and S&P 500® are trademarks of S&P. These trademarks have been sublicensed for certain purposes by Allianz Life Insurance Company of North America ("Allianz"). The S&P 500 is a product of S&P Dow Jones Indices LLC and/or its affiliates and has been licensed for use by Allianz. Allianz products are not sponsored, endorsed, sold, or promoted by S&P Dow Jones Indices LLC, Dow Jones, S&P, or their respective affiliates and neither S&P Dow Jones Indices LLC, Dow Jones, S&P, or their respective affiliates make any representation regarding the advisability of investing in such product.

The NASDAQ-100 Index® includes 100 of the largest domestic and international non-financial securities listed on The NASDAQ Stock Market® based on market capitalization.

NASDAQ®, and Nasdaq-100 Index®, are registered trademarks of Nasdaq, Inc. (which with its affiliates is referred to as the "Corporations") and are licensed for use by Allianz Life Insurance Company of North America. The Product(s) have not been passed on by the Corporations as to their legality or suitability. The Product(s) are not issued, endorsed, sold, or promoted by the Corporations. **THE CORPORATIONS MAKE NO WARRANTIES AND BEAR NO LIABILITY WITH RESPECT TO THE PRODUCT(S).**

The Russell 2000® Index is an equity index that measures the performance of the 2,000 smallest companies in the Russell 3000® Index, which is made up of 3,000 of the biggest U.S. stocks. The Russell 2000® Index is constructed to provide a comprehensive and unbiased small-cap barometer and is completely reconstituted annually to ensure larger stocks do not affect the performance and characteristics of the true small-cap index.

The Russell 2000® Index (the "Index") is a trademark of Frank Russell Company ("Russell") and has been licensed for use by Allianz Life Insurance Company of North America ("Allianz"). Allianz products are not in any way sponsored, endorsed, sold or promoted by Russell or the London Stock Exchange Group companies ("LSEG") (together the "Licensor Parties") and none of the Licensor Parties make any claim, prediction, warranty or representation whatsoever, expressly or impliedly, either as to (i) the results to be obtained from the use of the Index (upon which the Allianz product is based), (ii) the figure at which the Index is said to stand at any particular time on any particular day or otherwise, or (iii) the suitability of the Index for the purpose to which it is being put in connection with the Allianz product. None of the Licensor Parties have provided or will provide any financial or investment advice or recommendation in relation to the Index to Allianz or to its clients. The

Index is calculated by Russell or its agent. None of the Licensor Parties shall be (a) liable (whether in negligence or otherwise) to any person for any error in the Index or (b) under any obligation to advise any person of any error therein.

The Bloomberg US Dynamic Balance Index II is comprised of the Bloomberg US Aggregate RBI Series 1 Index, the S&P 500® Index, and cash, and shifts weighting daily between them based on realized market volatility. The Bloomberg US Aggregate RBI Series 1 Index is comprised of a portfolio of derivative instruments plus cash that are designed to track the Bloomberg US Aggregate Bond Index. The Bloomberg US Aggregate Bond Index is comprised of Bloomberg US investment-grade, fixed-rate bond market securities, including government agency, corporate, and mortgage-backed securities.

The Bloomberg US Dynamic Balance Index II (a "Bloomberg Index") is the property of Bloomberg Index Services Limited and is derived and calculated based on the S&P 500 Index under license from S&P Opco, LLC (a subsidiary of S&P Dow Jones Indices LLC) ("S&P Dow Jones Indices"). S&P® is a registered trademark of Standard & Poor's Financial Services LLC and Dow Jones® is a registered trademark of Dow Jones Trademark Holdings LLC. S&P 500® is a registered trademark of Standard & Poor's Financial Services LLC and has been licensed for use to Bloomberg Index Services Limited. Neither S&P Dow Jones Indices, its affiliates nor their third party licensors sponsor or promote the Index and no such party shall have any liability in connection with the Bloomberg Index.

The Bloomberg US Dynamic Balance II ER Index is comprised of the Bloomberg US Aggregate Custom RBI Unfunded Index and the Bloomberg US Equity Custom Futures ER Index and shifts weighting daily between them based on realized market volatility. The Bloomberg US Aggregate Custom RBI Unfunded Index is comprised of a portfolio of derivative instruments that are designed to provide exposure to U.S. Investment-grade and Treasury bond markets in excess of a benchmark rate. The Bloomberg US Equity Custom Futures ER Index is designed to provide exposure to large cap U.S. stocks in excess of a benchmark rate.

"Bloomberg®" and Bloomberg US Dynamic Balance II ER Index are service marks of Bloomberg Finance L.P. and its affiliates, including Bloomberg Index Services Limited ("BISL"), the administrator of the index (collectively, "Bloomberg") and have been licensed for use for certain purposes by Allianz Life Insurance Company of North America ("Allianz"). Bloomberg is not affiliated with Allianz Life Insurance Company of North America ("Allianz"), and Bloomberg does not approve, endorse, review, or recommend the Allianz product. Bloomberg does not guarantee the timeliness, accurateness, or completeness of any data or information relating to the Allianz product.

True to our promises so you can be true to yours[®]

A leading provider of annuities and life insurance, Allianz Life Insurance Company of North America (Allianz) bases each decision on a philosophy of being true: **True to our strength** as a key part of a leading global financial organization. **True to our passion** for making wise investment decisions. **True to building a culture** where everyone feels welcomed, included, and valued. And **true to the people we serve**, each and every day.

Through a line of innovative products and a network of trusted financial professionals, and with 3.9 million contracts issued, Allianz helps people as they seek to achieve their financial and retirement goals. Founded in 1896, Allianz is proud to play a vital role in the success of our global parent, Allianz SE, one of the world's largest financial services companies.

While we are proud of our financial strength, we are made of much more than our balance sheet. By being true to our commitments and keeping our promises, we believe we make a real difference for our clients. It's why so many people rely on Allianz today and count on us for tomorrow – when they need us most.

Products are issued by:

**Allianz Life Insurance Company
of North America**

PO Box 59060
Minneapolis, MN 55459-0060
www.allianzlife.com | 800.950.1962

Guarantees are backed solely by the financial strength and claims-paying ability of Allianz Life Insurance Company of North America.

This content does not apply in the state of New York.

Product and feature availability may vary by state and broker/dealer.

ICC16C54370-MVA,
C54370-MVA, R95374-MVA